



SAAB

SAAB 340B/Bplus



LEADING PARTICULARS

| | | |
|------------------------------------|----------|----------|
| Maximum take-off weight | 29000 lb | 13155 kg |
| Maximum landing weight | 28500 lb | 12925 kg |
| Maximum zero fuel weight | 26500 lb | 12020 kg |
| Operational empty weight (average) | 19000 lb | 8620 kg |
| Maximum payload | 7500 lb | 3400 kg |
| Maximum fuel capacity | 5690 lb | 2580 kg |
| Maximum cruise speed | 283 kt | |
| Maximum operating altitude | 25000 ft | 7620 m |

AIRFIELD PERFORMANCE

| SL, optimal flaps | | ISA | ISA +10°C | ISA +20°C |
|----------------------------|----|-------|-----------|-----------|
| Maximum take-off weight | lb | 29000 | 29000 | 29000 |
| | kg | 13155 | 13155 | 13155 |
| Take-off distance required | ft | 4220 | 4460 | 4680 |
| | m | 1285 | 1360 | 1425 |
| 5000 ft MSL, optimal flaps | | | | |
| Maximum take-off weight | lb | 29000 | 29000 | 28180 |
| | kg | 13155 | 13155 | 12780 |
| Take-off distance required | ft | 5245 | 6215 | 6690 |
| | m | 1600 | 1895 | 2040 |

SECTOR PERFORMANCE

| SL, ISA, optimal flaps, max cruise | | 100 nm | 200 nm | 300 nm | 400 nm | 500 nm |
|---|-----|--------|--------|--------|--------|--------|
| Take-off weight | lb | 27995 | 28400 | 28750 | 29000 | 29000 |
| | kg | 12700 | 12880 | 13040 | 13155 | 13155 |
| Block fuel | lb | 610 | 1000 | 1330 | 1630 | 1920 |
| | kg | 275 | 455 | 605 | 740 | 870 |
| Block time (5 min ground time) | min | 34 | 56 | 79 | 103 | 129 |
| Passengers with baggage (214 lb/97 kg each) | | 34 | 34 | 34 | 34 | 33 |
| 5000 ft MSL, ISA +20°C, optimal flaps, max cruise | | | | | | |
| Take-off weight | lb | 27920 | 28180 | 28180 | 28180 | 28180 |
| | kg | 12665 | 12780 | 12780 | 12780 | 12780 |
| Block fuel | lb | 595 | 975 | 1295 | 1580 | 1865 |
| | kg | 270 | 440 | 585 | 715 | 845 |
| Block time (5 min ground time) | min | 33 | 55 | 77 | 101 | 126 |
| Passengers with baggage (214 lb/97 kg each)) | | 34 | 34 | 32 | 31 | 30 |

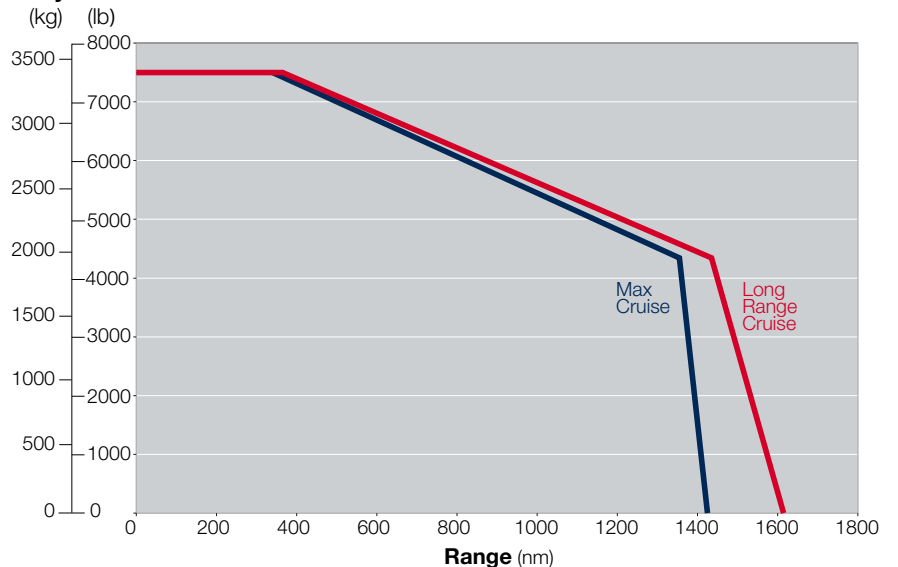
PAYLOAD RANGE

| | Max cruise | Long range cruise |
|--|------------|-------------------|
| 34 passengers with baggage (214 lb/97 kg each) | 445 nm | 470 nm |
| Maximum payload | 370 nm | 400 nm |


CERTIFIED NOISE LEVELS

| | | Dowty Rotol | Hamilton Sundstrand |
|----------|-------|-------------|---------------------|
| Fly-over | EPNdB | 78.4 | 78.2 |
| Sideline | EPNdB | 85.9 | 86.2 |
| Approach | EPNdB | 91.8 | 90.1 |

Payload

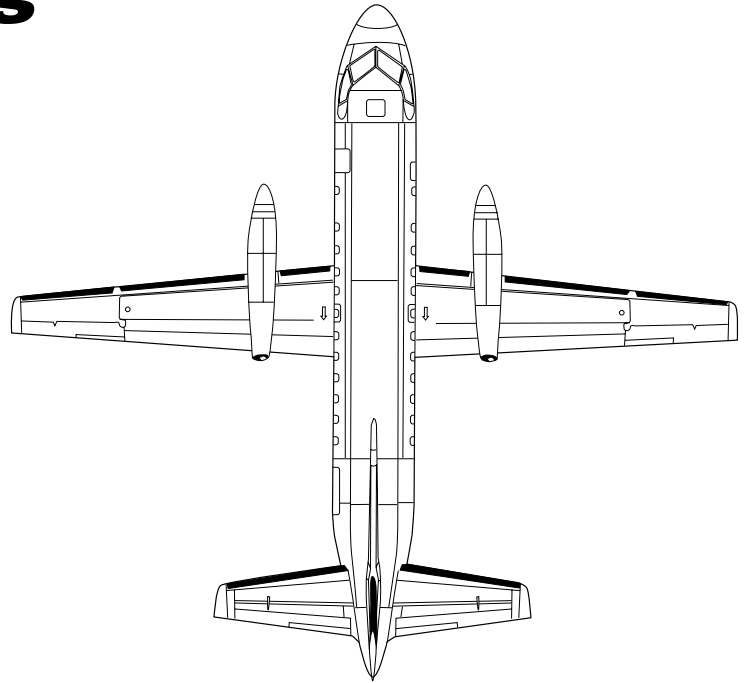


SAAB 340B/Bplus



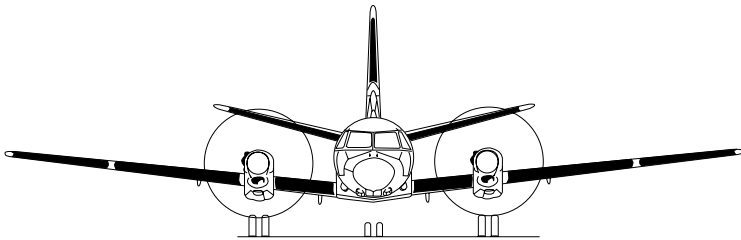
LEADING PARTICULARS

| | | |
|-----------------------------|--|-----------------|
| Length | 64 ft 9 in | 19.73 m |
| Height | 22 ft 11 in | 6.97 m |
| Wing span | 70 ft 4 in | 21.44 m |
| Propeller ground clearance | 1 ft 8 in | 0.51 m |
| Cargo door (H x W) | 51 in x 53 in | 1.30 m x 1.35 m |
| Sill height, passenger door | 5 ft 4 in | 1.64 m |
| Sill height, cargo door | 5 ft 6 in | 1.68 m |
| Production serial no. | Saab 340B: 160 – 359 Saab 340Bplus: 360 – 459 | |

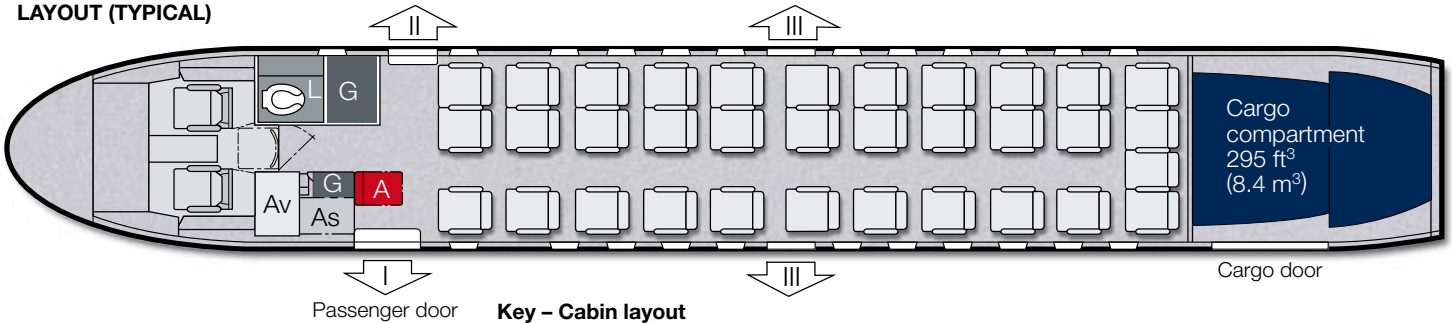


ENGINE

| | |
|-----------------------------------|---------------------------------|
| | (2) GE CT7-9B |
| Maximum take-off power (ISA, APR) | 1870 shp |
| Propeller | Dowty Roto/ Hamilton Sundstrand |



LAYOUT (TYPICAL)



Key – Cabin layout

| | | | | | | | |
|----|-------------------|---|-------------------------|---|----------|--|-----------|
| As | Airstair (stowed) | A | Flight attendant's seat | L | Lavatory | | Exit Door |
| Av | Avionics | G | Galley | | | | |

CAPACITY – aft lav/fwd lav

| | | |
|---------------------------------|------------------------------|---------------------|
| | 33/34 seats at 30 inch pitch | |
| Cabin length | 34 ft 1 in | 10.4 m |
| Cabin width | 7 ft 1 in | 2.2 m |
| Headroom | 6 ft 0 in | 1.8 m |
| Aisle width | 16.3 in | 0.4 m |
| Max cabin pressure differential | 7.0 psi | 49.2 kPa |
| Cabin volume | 1180 ft ³ | 33.4 m ³ |

BAGGAGE VOLUME

| | | |
|--|---------------------------|--------------------------|
| Overhead bin – Gen II/Gen III | 32.4/35.3 ft ³ | 0.92/1.01 m ³ |
| Underseat – aft lav/fwd lav | 40.8/42.3 ft ³ | 1.16/1.20 m ³ |
| Rear cargo – aft lav/fwd lav | 240/295 ft ³ | 6.80/8.35 m ³ |
| Baggage volume/pax Gen II – aft lav/fwd lav | 9.5/10.9 ft ³ | 0.27/0.31 m ³ |
| Baggage volume/pax Gen III – aft lav/fwd lav | 9.6/11.0 ft ³ | 0.28/0.32 m ³ |

