



SAAB

SAAB 340Bplus

WITH EXTENDED WINGTIPS



LEADING PARTICULARS

| | | |
|------------------------------------|----------|----------|
| Maximum take-off weight | 29000 lb | 13155 kg |
| Maximum landing weight | 28500 lb | 12925 kg |
| Maximum zero fuel weight | 26500 lb | 12020 kg |
| Operational empty weight (average) | 19000 lb | 8620 kg |
| Maximum payload | 7500 lb | 3400 kg |
| Maximum fuel capacity | 5690 lb | 2580 kg |
| Maximum cruise speed | 283 kt | |
| Maximum operating altitude | 25000 ft | 7620 m |

AIRFIELD PERFORMANCE

| | | ISA | ISA +10°C | ISA +20°C |
|----------------------------|----|-------|-----------|-----------|
| SL, optimal flaps | | | | |
| Maximum take-off weight | lb | 29000 | 29000 | 29000 |
| | kg | 13155 | 13155 | 13155 |
| Take-off distance required | ft | 3685 | 3850 | 4015 |
| | m | 1125 | 1175 | 1225 |
| 5000 ft MSL, optimal flaps | | | | |
| Maximum take-off weight | lb | 29000 | 29000 | 29000 |
| | kg | 13155 | 13155 | 13155 |
| Take-off distance required | ft | 4580 | 5595 | 6365 |
| | m | 1395 | 1705 | 1940 |

SECTOR PERFORMANCE

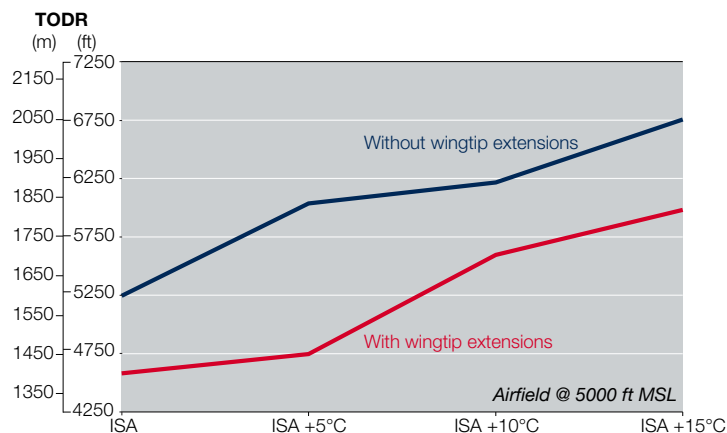
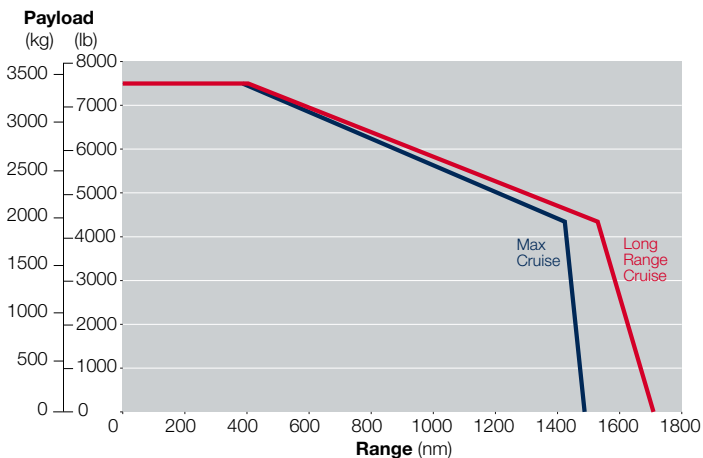
| SL, ISA, optimal flaps, max cruise | | 100 nm | 200 nm | 300 nm | 400 nm | 500 nm |
|---|-----|--------|--------|--------|--------|--------|
| Take-off weight | lb | 27950 | 28320 | 28630 | 28940 | 29000 |
| | kg | 12675 | 12845 | 12985 | 13125 | 13155 |
| Block fuel | lb | 585 | 940 | 1240 | 1530 | 1845 |
| | kg | 265 | 425 | 560 | 695 | 835 |
| Block time (includes 5 min ground time) | min | 34 | 56 | 80 | 104 | 126 |
| Passengers with baggage (214 lb/97 kg) | | 34 | 34 | 34 | 34 | 33 |
| 5000 ft MSL, ISA +20°C, optimal flaps, max cruise | | 100 nm | 200 nm | 300 nm | 400 nm | 500 nm |
| Take-off weight | lb | 27860 | 28225 | 28530 | 28835 | 29000 |
| | kg | 12640 | 12800 | 12940 | 13080 | 13155 |
| Block fuel | lb | 565 | 910 | 1200 | 1490 | 1805 |
| | kg | 255 | 415 | 545 | 675 | 820 |
| Block time (5 min ground time) | min | 33 | 55 | 79 | 103 | 125 |
| Passengers with baggage (214 lb/97 kg) | | 34 | 34 | 34 | 34 | 34 |

PAYLOAD RANGE

| | Max cruise | Long range cruise |
|---|------------|-------------------|
| 34 passengers with baggage (214 lb/97 kg) | 485 nm | 510 nm |
| Maximum payload | 420 nm | 435 nm |

CERTIFIED NOISE LEVELS

| | | Dowty Rotol | Hamilton Sundstrand |
|----------|-------|-------------|---------------------|
| Fly-over | EPNdB | 77.9 | 77.2 |
| Sideline | EPNdB | 86.1 | 86.4 |
| Approach | EPNdB | 92.3 | 90.9 |



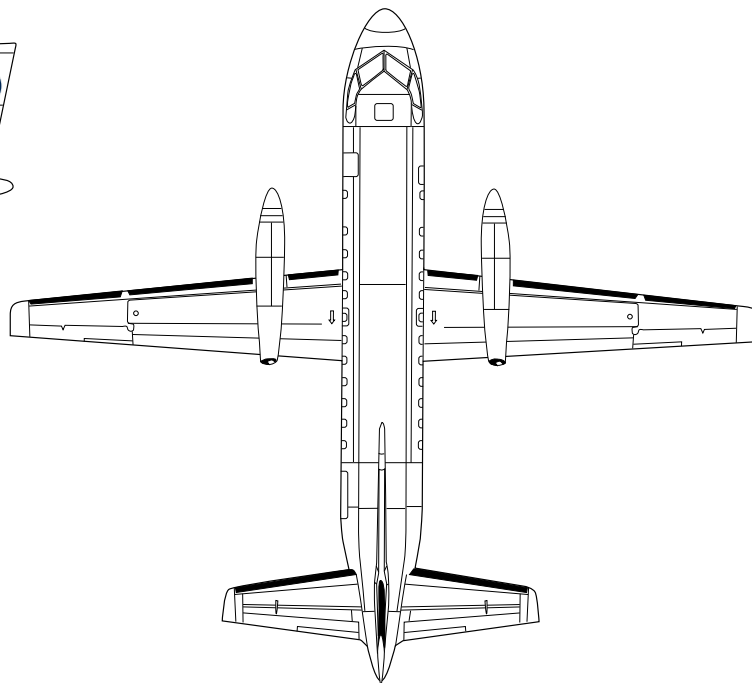
SAAB 340Bplus

WITH EXTENDED WINGTIPS




LEADING PARTICULARS

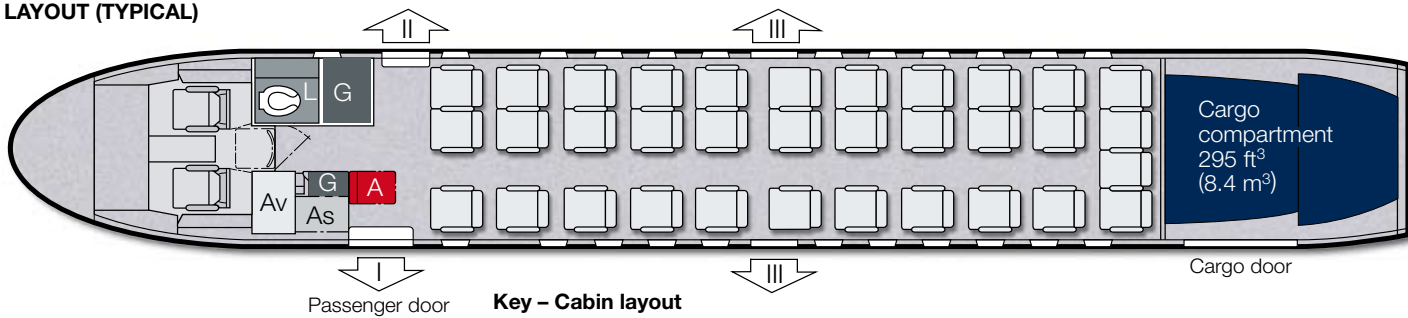
| | | |
|-----------------------------|-------------------------|-----------------|
| Length | 64 ft 9 in | 19.73 m |
| Height | 22 ft 11 in | 6.97 m |
| Wing span | 74 ft 8 in | 22.75 m |
| Propeller ground clearance | 1 ft 8 in | 0.51 m |
| Cargo door (H x W) | 51 in x 53 in | 1.30 m x 1.35 m |
| Sill height, passenger door | 5 ft 4 in | 1.64 m |
| Sill height, cargo door | 5 ft 6 in | 1.68 m |
| Production serial nos. | available for 361 – 459 | |



| | |
|-----------------------------------|------------------------------------|
| ENGINE | (2) GE CT7-9B |
| Maximum take-off power (ISA, APR) | 1870 shp |
| Propeller | Dowty Roto/ Hamilton Sundstrand |



LAYOUT (TYPICAL)



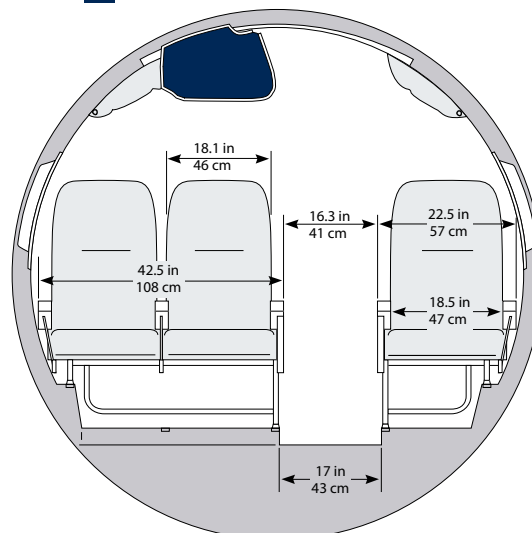
Passenger door

Key - Cabin layout

- As Airstair (stowed)
- A Flight attendant's seat
- L Lavatory
- Exit Door
- Av Avionics
- G Galley
- W Wardrobe

Cargo door

| | | |
|---------------------------------|---------------------------|---------------------|
| CAPACITY | 34 seats at 30 inch pitch | |
| Cabin length | 34 ft 1 in | 10.4 m |
| Cabin width | 7 ft 1 in | 2.2 m |
| Headroom | 6 ft 0 in | 1.8 m |
| Aisle width | 16.3 in | 0.4 m |
| Max cabin pressure differential | 7.0 psi | 49.2 kPa |
| Cabin volume | 1180 ft ³ | 33.4 m ³ |
| BAGGAGE VOLUME | | |
| Overhead bin | 35.3 ft ³ | 1.01 m ³ |
| Underseat | 42.3 ft ³ | 1.20 m ³ |
| Rear cargo | 295 ft ³ | 8.35 m ³ |
| Baggage volume/pax | 11.0 ft ³ | .32 m ³ |



Gen III