



SAAB

SAAB 340B/Bplus



LEADING PARTICULARS

Maximum take-off weight	29000 lb	13155 kg
Maximum landing weight	28500 lb	12925 kg
Maximum zero fuel weight	26500 lb	12020 kg
Operational empty weight (average)	19000 lb	8620 kg
Maximum payload	7500 lb	3400 kg
Maximum fuel capacity	5690 lb	2580 kg
Maximum cruise speed	283 kt	
Maximum operating altitude	25000 ft	7620 m

AIRFIELD PERFORMANCE

SL, optimal flaps		ISA	ISA +10°C	ISA +20°C
Maximum take-off weight	lb	29000	29000	29000
	kg	13155	13155	13155
Take-off distance required	ft	4220	4460	4680
	m	1285	1360	1425
5000 ft MSL, optimal flaps		ISA	ISA +10°C	ISA +20°C
Maximum take-off weight	lb	29000	29000	28180
	kg	13155	13155	12780
Take-off distance required	ft	5245	6215	6690
	m	1600	1895	2040

SECTOR PERFORMANCE

SL, ISA, optimal flaps, max cruise		100 nm	200 nm	300 nm	400 nm	500 nm
Take-off weight	lb	27995	28400	28750	29000	29000
	kg	12700	12880	13040	13155	13155
Block fuel	lb	610	1000	1330	1630	1920
	kg	275	455	605	740	870
Block time (5 min ground time)	min	34	56	79	103	129
Passengers with baggage (214 lb/97 kg each)		34	34	34	34	33
5000 ft MSL, ISA +20°C, optimal flaps, max cruise		100 nm	200 nm	300 nm	400 nm	500 nm
Take-off weight	lb	27920	28180	28180	28180	28180
	kg	12665	12780	12780	12780	12780
Block fuel	lb	595	975	1295	1580	1865
	kg	270	440	585	715	845
Block time (5 min ground time)	min	33	55	77	101	126
Passengers with baggage (214 lb/97 kg each))		34	34	32	31	30

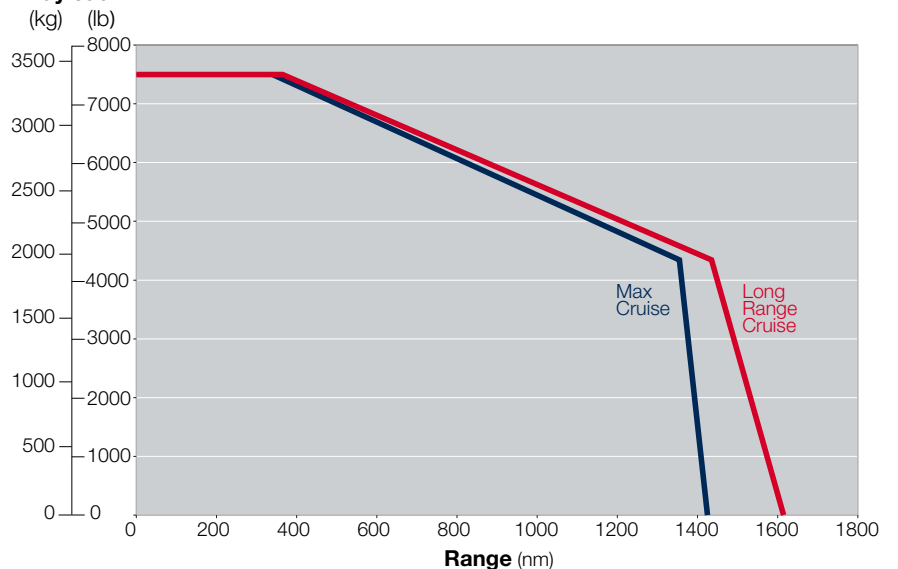
PAYLOAD RANGE

	Max cruise	Long range cruise
34 passengers with baggage (214 lb/97 kg each)	445 nm	470 nm
Maximum payload	370 nm	400 nm


CERTIFIED NOISE LEVELS

		Dowty Rotol	Hamilton Sundstrand
Fly-over	EPNdB	78.4	78.2
Sideline	EPNdB	85.9	86.2
Approach	EPNdB	91.8	90.1

Payload

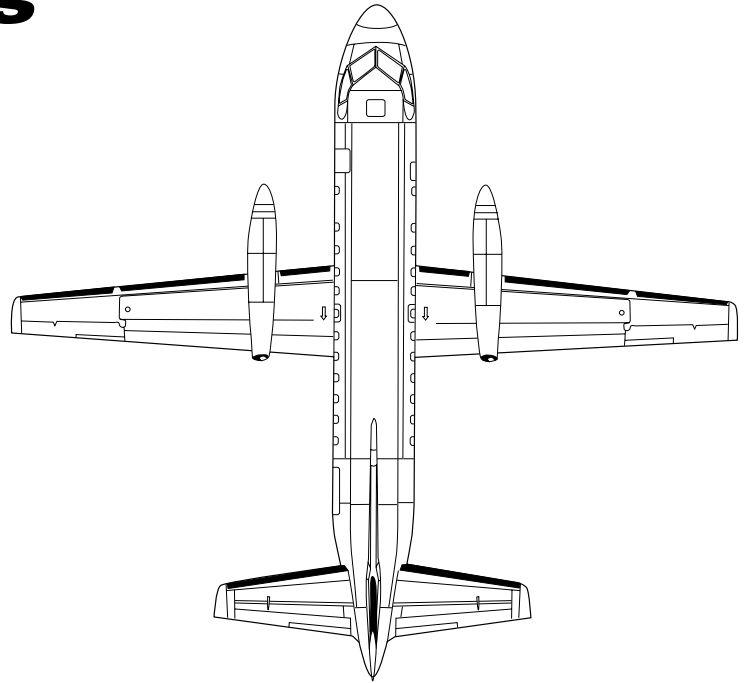


SAAB 340B/Bplus



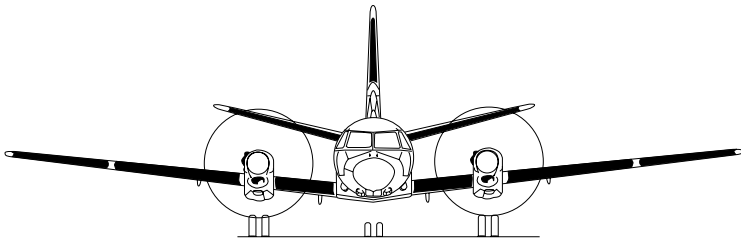
LEADING PARTICULARS

Length	64 ft 9 in	19.73 m
Height	22 ft 11 in	6.97 m
Wing span	70 ft 4 in	21.44 m
Propeller ground clearance	1 ft 8 in	0.51 m
Cargo door (H x W)	51 in x 53 in	1.30 m x 1.35 m
Sill height, passenger door	5 ft 4 in	1.64 m
Sill height, cargo door	5 ft 6 in	1.68 m
Production serial no.	Saab 340B: 160 – 359 Saab 340Bplus: 360 – 459	

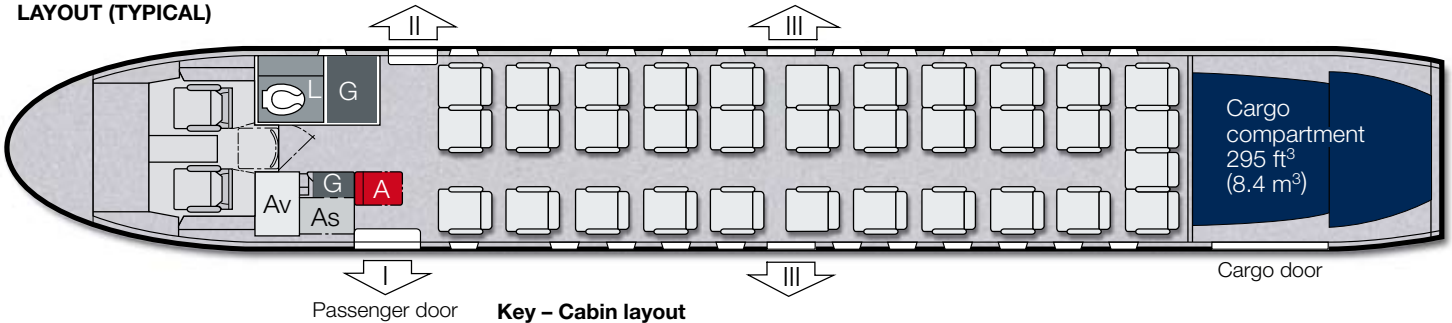


ENGINE

	(2) GE CT7-9B
Maximum take-off power (ISA, APR)	1870 shp
Propeller	Dowty Roto/ Hamilton Sundstrand



LAYOUT (TYPICAL)



Key – Cabin layout

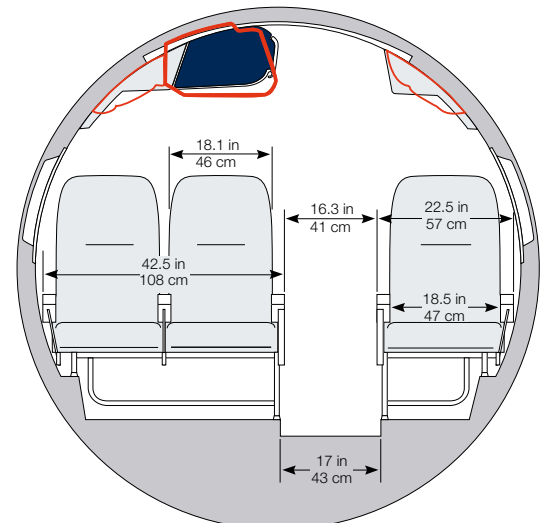
As	Airstair (stowed)	A	Flight attendant's seat	L	Lavatory		Exit Door
Av	Avionics	G	Galley				

CAPACITY – aft lav/fwd lav

	33/34 seats at 30 inch pitch	
Cabin length	34 ft 1 in	10.4 m
Cabin width	7 ft 1 in	2.2 m
Headroom	6 ft 0 in	1.8 m
Aisle width	16.3 in	0.4 m
Max cabin pressure differential	7.0 psi	49.2 kPa
Cabin volume	1180 ft ³	33.4 m ³

BAGGAGE VOLUME

Overhead bin – Gen II/Gen III	32.4/35.3 ft ³	0.92/1.01 m ³
Underseat – aft lav/fwd lav	40.8/42.3 ft ³	1.16/1.20 m ³
Rear cargo – aft lav/fwd lav	240/295 ft ³	6.80/8.35 m ³
Baggage volume/pax Gen II – aft lav/fwd lav	9.5/10.9 ft ³	0.27/0.31 m ³
Baggage volume/pax Gen III – aft lav/fwd lav	9.6/11.0 ft ³	0.28/0.32 m ³



Gen II

— Gen III